

# BMH / BPH / DMH / DPH

## CIRCOLATORI A ROTORE BAGNATO



### RISCALDAMENTO, CONDIZIONAMENTO, REFRIGERAZIONE

Pompa per circolazione d'acqua in impianti collettivi di riscaldamento e condizionamento sia civili che industriali. Corpo pompa in ghisa e motore a rotore bagnato. Cassa motore in alluminio. Bocche di aspirazione e mandata flangiate e provviste di raccordi filettati per manometri di controllo. Girante in tecnopolimero, albero motore in acciaio inossidabile temprato. Camicia di protezione del rotore e camicia statore in acciaio inossidabile. Motore di tipo asincrono a quattro poli per le versioni BMH e DMH, a due poli per le versioni BPH e DPH. Il circolatore monofase è progettato per funzionare a 3 velocità a 230 V, mentre il circolatore trifase è progettato per funzionare a due velocità a 230 V e a tre velocità a 400 V. Protezione termica incorporata nella versione monofase. Per la versione trifase il motore dev'essere collegato all'alimentazione attraverso un contattore esterno. Per la versione gemellare è prevista una valvola automatica del tipo a clapet incorporata nella bocca di mandata per evitare riciclo d'acqua nell'unità a riposo.

**Grado di protezione circolatore:** IP 44.

**Campo di funzionamento:** da 1,5 a 78 m<sup>3</sup>/h con prevalenza fino a 18 metri.

**Campo di temperatura del liquido:**

per le versioni trifasi: da -10°C a +120°C (da -10°C a +110°C per i modelli BPH-DPH 150/340.65 T, BPH-DPH 150/360.80 T e BPH -DPH 180/360.80 T). Per le versioni monofasi: da -10°C a +110°C.

**Liquido pompato:** pulito, libero da sostanze solide e oli minerali, non viscoso, chimicamente neutro, prossimo alle caratteristiche dell'acqua (glicole max 30%).

**Massima pressione di esercizio:** 10 bar (1000 kPa).

**Flangiatura di serie:** DN 40, DN 50, DN 65, DN 80 in PN 6 / PN 10 (4 asole).

**Flangiatura a richiesta:** DN 80 in PN 10 / PN 16 (8 fori).

**Installazione:** con l'ASSE MOTORE ORIZZONTALE.

**Passacavo:** PG 11.

## DATI TECNICI - BMH/BPH SINGOLI FLANGIATI

BMH 1400 1/min.  
BPH 2800 1/min.

MODELLO	CODICE	INTERASSE mm	ATTACCHI POMPA	DATI ELETTRICI					MINIMA PRESSIONE DI BATTENTE			
				ALIMENTAZIONE 50 Hz	VELOCITÀ	GIRI 1/min	P1 MAX W	In A				
BMH 30/250.40T	505900622	250	DN 40	3 x 230 V ~	2 1	1340 1260	100 88	0,48 0,39	t° 75°C 90°C 110°C 120°C m.t. 0,9 4 - 18			
				3 x 400 V ~	3 2 1	1440 1430 1260	192 155 88	0,78 0,58 0,23				
BPH 60/250.40M	505904002	250	DN 40	1x230 V ~	3 2 1	2830 2750 2410	316 309 292	1,43 1,53 1,51	t° 75°C 90°C 110°C 120°C m.t. 1,6 4 14 -			
BPH 60/250.40T	505904622	250	DN 40	3 x 230 V ~	2 1	2570 2420	253 229	0,81 0,72	t° 75°C 90°C 110°C 120°C m.t. 1,6 4 - 19			
				3 x 400 V ~	3 2 1	2850 2810 2430	348 316 232	0,99 0,75 0,72				
BPH 120/250.40M	505907002	250	DN 40	1x230 V ~	3 2 1	2650 2320 1520	510 498 376	2,24 2,35 1,96	t° 75°C 90°C 110°C 120°C m.t. 6 9 18 -			
BPH 120/250.40T	505907622	250	DN 40	3 x 230 V ~	2 1	2300 2070	395 340	1,2 1,07	t° 75°C 90°C 110°C 120°C m.t. 6 9 - 23			
				3 x 400 V ~	3 2 1	2780 2710 2080	536 499 339	1,16 0,98 0,62				
BMH 30/280.50T	505920622	280	DN 50	3 x 230 V ~	2 1	1390 1340	148 134	0,7 0,55	t° 75°C 90°C 110°C 120°C m.t. 0,9 4 - 18			
				3 x 400 V ~	3 2 1	1460 1450 1350	255 216 131	1,12 0,83 0,32				
BMH 60/280.50T	505923622	280	DN 50	3 x 230 V ~	2 1	1210 1120	272 240	0,94 0,8	t° 75°C 90°C 110°C 120°C m.t. 4 7,5 - 21			
				3 x 400 V ~	3 2 1	1400 1360 1130	410 367 235	1,2 0,95 0,46				
BPH 60/280.50M	505924002	280	DN 50	1x230 V ~	3 2 1	2840 2730 2200	595 540 506	2,79 2,45 2,58	t° 75°C 90°C 110°C 120°C m.t. 1,6 6 14 -			
BPH 60/280.50T	505924622	280	DN 50	3 x 230 V ~	2 1	2670 2570	464 432	1,35 1,23	t° 75°C 90°C 110°C 120°C m.t. 1,6 6 - 19			
				3 x 400 V ~	3 2 1	2890 2860 2570	589 546 423	1,31 0,1 0,71				
BPH 120/280.50M	505927002	280	DN 50	3 x 230 V ~	3	2690	870	3,97	t° 75°C 90°C 110°C 120°C m.t. 2 5 - 20			
				2 x 230 V ~	2	2360	800	3,69				
				1 x 230 V ~	1	1340	590	3,12				

# BMH / BPH / DMH / DPH

## CIRCOLATORI A ROTORE BAGNATO

MODELLO	CODICE	INTERASSE mm	ATTACCHI POMPA	DATI ELETTRICI					MINIMA PRESSIONE DI BATTENTE
				ALIMENTAZIONE 50 Hz	VELOCITÀ	GIRI 1/min	P1 MAX W	In A	
BPH 120/280.50T	505927622	280	DN 50	3x230 V ~	2 1	2430 2240	683 605	1,95 1,75	t° 75°C 90°C 110°C 120°C m.t. 2 5 - 20
				3x400 V ~	2 1	2740 2260	840 603	1,47 1	
BPH 150/280.50T	505928622	280	DN 50	3x230 V ~	2 1	2553 2420	1130 1032	3,22 3	t° 75°C 90°C 110°C 120°C m.t. 2 5 - 20
				3x400 V ~	2 1	2802 2425	1360 1030	2,5 1,7	
BPH 180/280.50T	505929622	280	DN 50	3x230 V ~	2 1	2520 2340	1230 1120	3,5 3,2	t° 75°C 90°C 110°C 120°C m.t. 2 5 - 20
				3x400 V ~	2 1	2780 2360	1540 1130	2,70 1,85	
BMH 30/340.65T	505940622	340	DN65	3x230 V ~	2 1	1360 1310	170 154	0,73 0,60	t° 75°C 90°C 110°C 120°C m.t. 4 7,5 - 21
				3x400 V ~	2 1	1430 1310	233 150	0,84 0,35	
BMH 60/340.65T	505943622	340	DN65	3x230 V ~	2 1	1170 1070	295 257	1 0,85	t° 75°C 90°C 110°C 120°C m.t. 4 7,5 - 21
				3x400 V ~	2 1	1380 1090	445 255	1,2 0,49	
BPH 60/340.65M	505944002	340	DN65	1x230 V ~	3 2 1	2780 2580 1460	735 685 564	3,37 3,13 3,12	t° 75°C 90°C 110°C 120°C m.t. 1 4 13 -
				3x230 V ~	2 1	2550 2380	582 532	1,67 1,53	
BPH 60/340.65T	505944622	340	DN65	3x400 V ~	2 1	2850 2800	756 705	1,5 1,3	t° 75°C 90°C 110°C 120°C m.t. 1 4 - 18
				3x230 V ~	2 1	2400 2500	535 940	0,9 2,85	
BPH 120/340.65T	505947622	340	DN65	3x400 V ~	2 1	2630 2500	1001 940	2,85 2,66	t° 75°C 90°C 110°C 120°C m.t. 6 9 - 22
				3x230 V ~	2 1	2880 2830	1275 1200	2,64 2,25	
BPH 150/340.65T	505948622	340	DN65	3x400 V ~	2 1	2410 2250	1345 1188	3,8 3,36	t° 75°C 90°C 110°C 120°C m.t. 7 11 18 -
				3x230 V ~	2 1	2730 2250	1690 1210	2,93 2	
BPH 180/340.65T	505949622	340	DN65	3x400 V ~	2 1	2330 2100	1730 1570	4,85 4,5	t° 75°C 90°C 110°C 120°C m.t. 7 11 18 -
				3x230 V ~	2 1	2760 2680	2760 2330	4,2 3,8	
BMH 30/360.80T	505960122	360	DN80	3x400 V ~	2 1	1100 1010	313 268	1,05 0,88	t° 75°C 90°C 110°C 120°C m.t. 4 7,5 - 21
				3x230 V ~	2 1	1370 1330	484 437	1,23 1	
BMH 60/360.80T	505963122	360	DN80	3x400 V ~	2 1	1030 1100	266 465	0,51 1,55	t° 75°C 90°C 110°C 120°C m.t. 2 5 - 20
				3x230 V ~	2 1	1180 1100	535 465	1,82 1,55	
BPH 120/360.80T	505967122	360	DN80	3x400 V ~	2 1	1390 1350	763 663	2,04 1,65	t° 75°C 90°C 110°C 120°C m.t. 2 5 - 20
				3x230 V ~	2 1	1100 1100	465 465	0,89 0,89	
BPH 150/360.80T	505968122	360	DN80	3x400 V ~	2 1	2500 2340	1410 1292	3,95 3,6	t° 75°C 90°C 110°C 120°C m.t. 6 10 - 22
				3x230 V ~	2 1	2830 2780	1820 1710	3,3 2,93	
BPH 180/360.80T	505969122	360	DN80	3x400 V ~	2 1	2700 2350	2210 1302	3,5 2,13	t° 75°C 90°C 110°C 120°C m.t. 7 11 18 -
				3x230 V ~	2 1	2140 1900	1984 1695	5,62 4,82	
BPH 150/360.80T	505968122	360	DN80	3x400 V ~	2 1	2710 2610	2870 2686	4,64 4,32	t° 75°C 90°C 110°C 120°C m.t. 7 11 18 -
				3x230 V ~	2 1	1940 1940	1710 1710	2,85 2,85	
BPH 180/360.80T	505969122	360	DN80	3x400 V ~	2 1	2380 2170	1670 1490	4,7 4,25	t° 75°C 90°C 110°C 120°C m.t. 7 11 18 -
				3x230 V ~	2 1	2780 2700	2310 2210	4 3,5	
BPH 180/360.80T	505969122	360	DN80	3x400 V ~	2 1	2200 2200	1490 1490	2,4 2,4	t° 75°C 90°C 110°C 120°C m.t. 7 11 18 -
				3x230 V ~	2 1	2380 2170	1670 1490	4,7 4,25	

I dati elettrici per le versioni gemellari sono riferiti ad un solo motore.

# BMH / BPH / DMH / DPH

## CIRCOLATORI A ROTORE BAGNATO

### DATI TECNICI - DMH/DPH GEMELLARI FLANGIATI

DMH 1400 1/min.  
DPH 2800 1/min.

MODELLO	CODICE	INTERASSE mm	ATTACCHI POMPA	DATI ELETTRICI					MINIMA PRESSIONE DI BATTENTE
				ALIMENTAZIONE 50 Hz	VELOCITÀ	GIRI 1/min	P1 MAX W	In A	
DMH 30/250.40 T	505910622	250	DN 40	3 x 230 V ~	2 1	1340 1260	100 88	0,48 0,39	t° 75°C 90°C 110°C 120°C m.t. 0,9 4 - 18
				3 x 400 V ~	3 2 1	1440 1430 1260	192 155 88	0,78 0,58 0,23	
DPH 60/250.40 M	505914002	250	DN 40	1x230 V ~	3 2 1	2830 2750 2410	316 309 292	1,43 1,53 1,51	t° 75°C 90°C 110°C 120°C m.t. 1,6 4 14 -
DPH 60/250.40 T	505914622	250	DN 40	3 x 230 V ~	2 1	2570 2420	253 229	0,81 0,72	t° 75°C 90°C 110°C 120°C m.t. 1,6 4 - 19
				3 x 400 V ~	3 2 1	2850 2810 2430	348 316 232	0,99 0,75 0,72	
DPH 120/250.40 M	505917002	250	DN 40	1x230 V ~	3 2 1	2650 2320 1520	510 498 376	2,24 2,35 1,96	t° 75°C 90°C 110°C 120°C m.t. 6 9 18 -
DPH 120/250.40 T	505917622	250	DN 40	3 x 230 V ~	2 1	2300 2070	395 340	1,2 1,07	t° 75°C 90°C 110°C 120°C m.t. 6 9 - 23
				3 x 400 V ~	3 2 1	2780 2710 2080	536 499 339	1,16 0,98 0,62	
DMH 30/280.50 T	505930622	280	DN 50	3 x 230 V ~	2 1	1390 1340	148 134	0,7 0,55	t° 75°C 90°C 110°C 120°C m.t. 0,9 4 - 18
				3 x 400 V ~	3 2 1	1460 1450 1350	255 216 131	1,12 0,83 0,32	
DMH 60/280.50 T	505933622	280	DN 50	3 x 230 V ~	2 1	1210 1120	272 240	0,94 0,8	t° 75°C 90°C 110°C 120°C m.t. 4 7,5 - 21
				3 x 400 V ~	3 2 1	1400 1360 1130	410 367 235	1,2 0,95 0,46	
DPH 60/280.50 M	505934002	280	DN 50	1x230 V ~	3 2 1	2840 2730 2200	595 540 506	2,79 2,45 2,58	t° 75°C 90°C 110°C 120°C m.t. 1,6 6 14 -
DPH 60/280.50 T	505934622	280	DN 50	3 x 230 V ~	2 1	2670 2570	464 432	1,35 1,23	t° 75°C 90°C 110°C 120°C m.t. 1,6 6 - 19
				3 x 400 V ~	3 2 1	2890 2860 2570	589 546 423	1,31 0,1 0,71	
DPH 120/280.50 M	505937002	280	DN 50	1x230 V ~	3 2 1	2690 2360 1340	870 800 590	3,97 3,69 3,12	t° 75°C 90°C 110°C 120°C m.t. 2 5 - 20
DPH 120/280.50 T	505937622	280	DN 50	3x230 V ~	2 1	2430 2240	683 605	1,95 1,75	t° 75°C 90°C 110°C 120°C m.t. 2 5 - 20
				3x400 V ~	3 2 1	2810 2740 2260	898 840 603	1,67 1,47 1	
DPH 150/280.50T	505938622	280	DN 50	3x230 V ~	2 1	2553 2420	1130 1032	3,22 3	t° 75°C 90°C 110°C 120°C m.t. 2 5 - 20
				3x400 V ~	3 2 1	2850 2802 2425	1470 1360 1030	2,9 2,5 1,7	
DPH 180/280.50T	505939622	280	DN 50	3x230 V ~	2 1	2520 2340	1230 1120	3,5 3,2	t° 75°C 90°C 110°C 120°C m.t. 2 5 - 20
				3x400 V ~	3 2 1	2830 2780 2360	1630 1540 1130	3 2,70 1,85	
DMH 30/340.65 T	505950622	340	DN65	3x230 V ~	2 1	1360 1310	170 154	0,73 0,60	t° 75°C 90°C 110°C 120°C m.t. 4 7,5 - 21
				3x400 V ~	3 2 1	1450 1430 1310	270 233 150	1,12 0,84 0,35	
DMH 60/340.65 T	505953622	340	DN65	3x230 V ~	2 1	1170 1070	295 257	1 0,85	t° 75°C 90°C 110°C 120°C m.t. 4 7,5 - 21
				3x400 V ~	3 2 1	1380 1350 1090	445 403 255	1,2 0,97 0,49	
DPH 60/340.65 M	505954002	340	DN65	1x230 V ~	3 2 1	2780 2580 1460	735 685 564	3,37 3,13 3,12	t° 75°C 90°C 110°C 120°C m.t. 1 4 13 -
DPH 60/340.65 T	505954622	340	DN65	3x230 V ~	2 1	2550 1380	582 532	1,67 1,53	t° 75°C 90°C 110°C 120°C m.t. 1 4 - 18
				3x400 V ~	3 2 1	2850 2800 2400	756 705 535	1,5 1,3 0,9	

I dati elettrici per le versioni gemellari sono riferiti ad un solo motore.

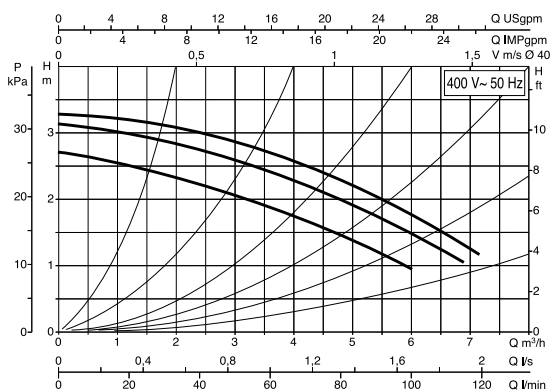
# BMH / BPH / DMH / DPH

## CIRCOLATORI A ROTORE BAGNATO

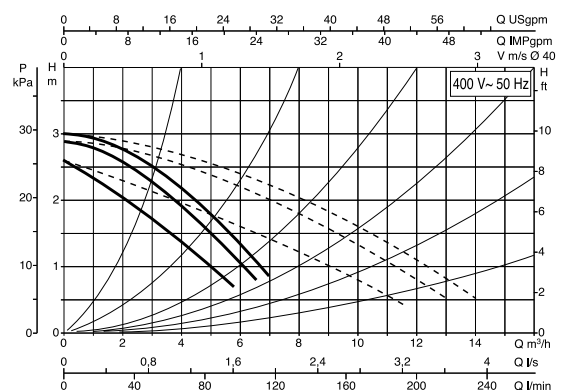
MODELLO	CODICE	INTERASSE mm	ATTACCHI POMPA	DATI ELETTRICI					MINIMA PRESSIONE DI BATTENTE
				ALIMENTAZIONE 50 Hz	VELOCITÀ	GIRI 1/min	P1 MAX W	In A	
DPH 120/340.65 T	505957622	340	DN65	3x230 V ~	2 1	2630 2500	1001 940	2,85 2,66	t° 75°C 90°C 110°C 120°C m.t. 6 9 - 22
				3x400 V ~	3 2 1	2880 2830 2520	1275 1200 934	2,64 2,25 1,52	
DPH 150/340.65 T	505958622	340	DN65	3x230 V ~	2 1	2410 2250	1345 1188	3,8 3,36	t° 75°C 90°C 110°C 120°C m.t. 7 11 18 -
				3x400 V ~	3 2 1	2800 2730 2250	1796 1690 1210	3,25 2,93 2	
DPH 180/340.65T	505959622	340	DN65	3x230 V ~	2 1	2330 2100	1730 1570	4,85 4,5	t° 75°C 90°C 110°C 120°C m.t. 7 11 18 -
				3x400 V ~	3 2 1	2760 2680 2150	2760 2330 1560	4,2 3,8 2,5	
DMH 30/360.80 T	505970122	360	DN80	3x230 V ~	2 1	1100 1010	313 268	1,05 0,88	t° 75°C 90°C 110°C 120°C m.t. 4 7,5 - 21
				3x400 V ~	3 2 1	1370 1330 1030	484 437 266	1,23 1 0,51	
DMH 60/360.80 T	505973122	360	DN80	3x230 V ~	2 1	1180 1100	535 465	1,82 1,55	t° 75°C 90°C 110°C 120°C m.t. 2 5 - 20
				3x400 V ~	3 2 1	1390 1350 1100	763 663 465	2,04 1,65 0,89	
DPH 120/360.80 T	505977122	360	DN80	3x230 V ~	2 1	2500 2340	1410 1292	3,95 3,6	t° 75°C 90°C 110°C 120°C m.t. 6 10 - 22
				3x400 V ~	3 2 1	2830 2780 2350	1820 1710 1302	3,3 2,93 2,13	
DPH 150/360.80 T	505978122	360	DN80	3x230 V ~	2 1	2140 1900	1984 1695	5,62 4,82	t° 75°C 90°C 110°C 120°C m.t. 7 11 18 -
				3x400 V ~	3 2 1	2710 2610 1940	2870 2686 1710	4,64 4,32 2,85	
DPH 180/360.80T	505979122	360	DN80	3x230 V ~	2 1	2380 2170	1670 1490	4,7 4,25	t° 75°C 90°C 110°C 120°C m.t. 7 11 18 -
				3x400 V ~	3 2 1	2780 2700 2200	2310 2210 1490	4 3,5 2,4	

380 V ~ - 400 V ~

### BMH 30/250.40 T



### DMH 30/250.40 T



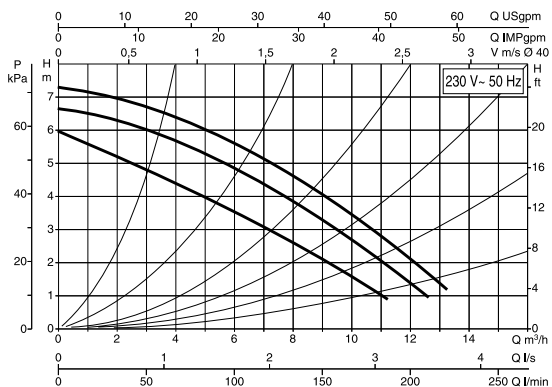
I dati idraulici si riferiscono ad un solo motore in funzione.

# BMH / BPH / DMH / DPH

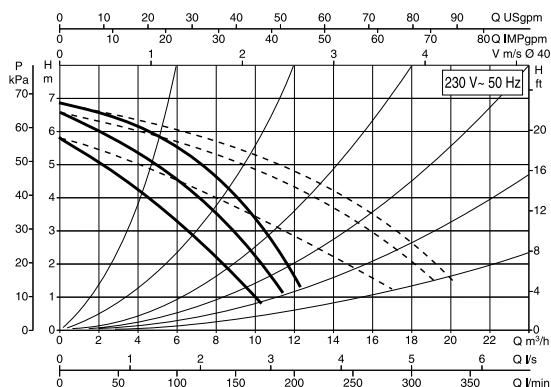
## CIRCOLATORI A ROTORE BAGNATO

CIRCOLATORI E POMPE IN LINEA

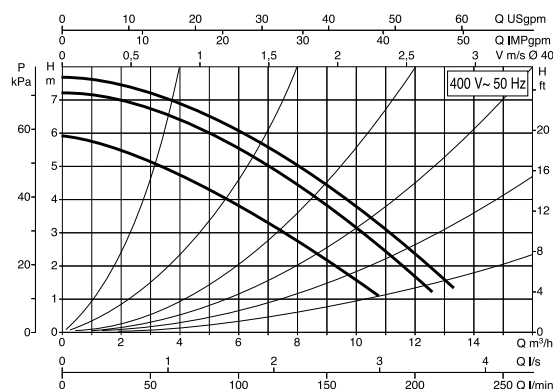
### BPH 60/250.40 M



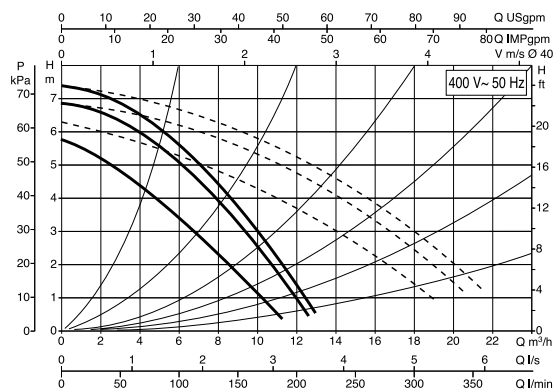
### DPH 60/250.40 M



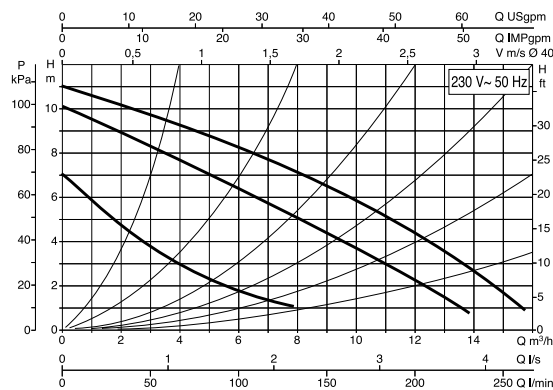
### BPH 60/250.40 T



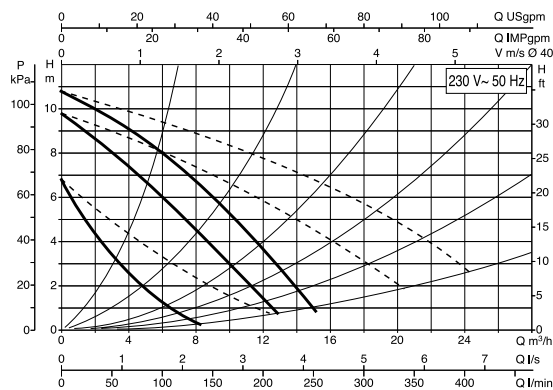
### DPH 60/250.40 T



### BPH 120/250.40 M

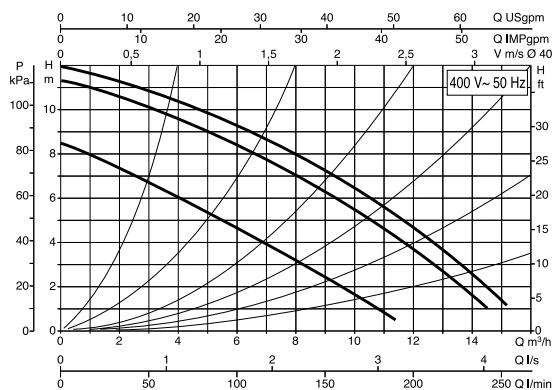


### DPH 120/250.40 M

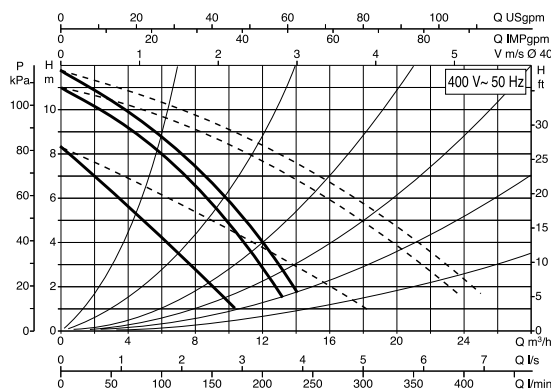


380 V ~ - 400 V ~

### BPH 120/250.40 T



### DPH 120/250.40 T



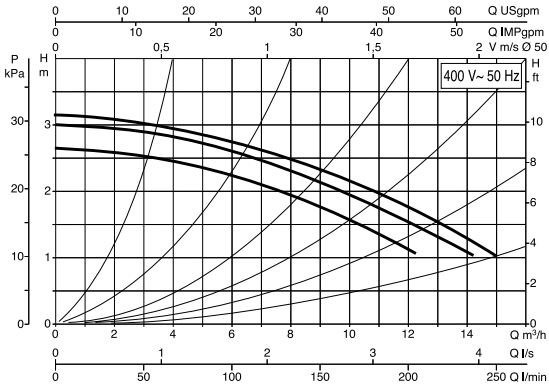
I dati idraulici si riferiscono ad un solo motore in funzione.

# BMH / BPH / DMH / DPH

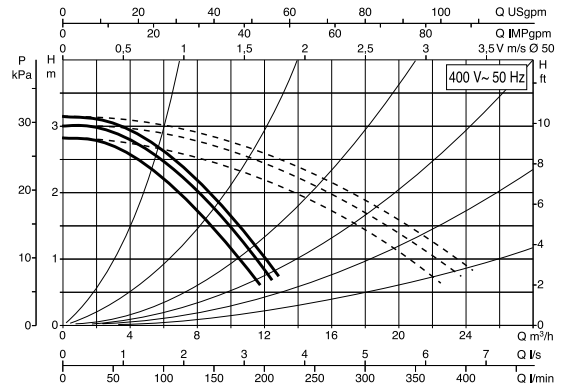
## CIRCOLATORI A ROTORE BAGNATO

CIRCOLATORI E POMPE IN LINEA

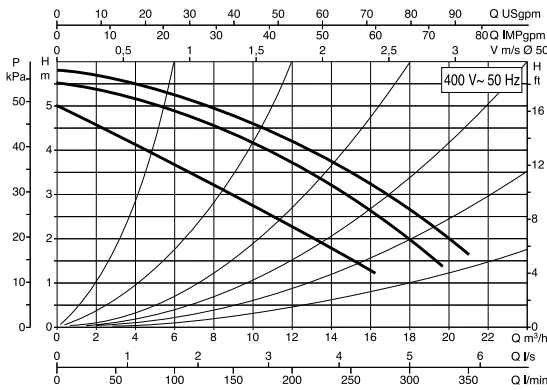
### BMH 30/280.50 T



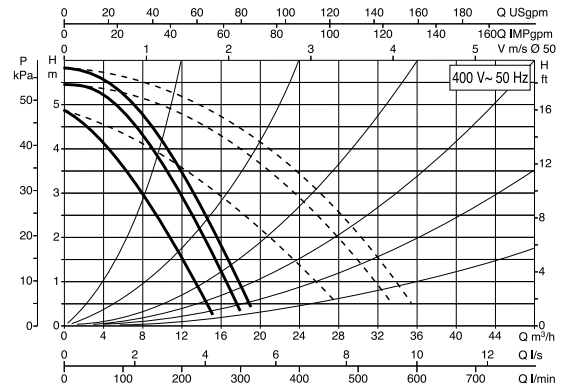
### DMH 30/280.50 T



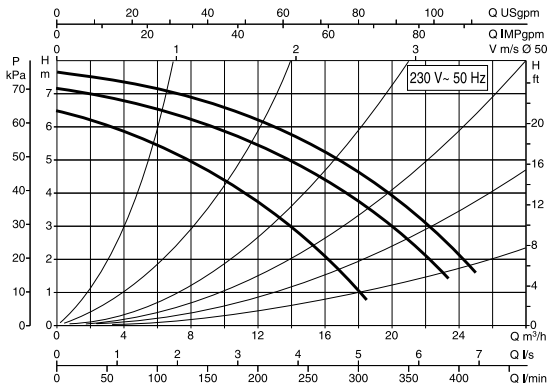
### BMH 60/280.50 T



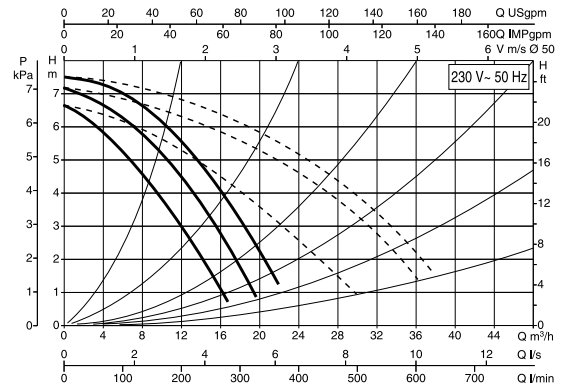
### DMH 60/280.50 T



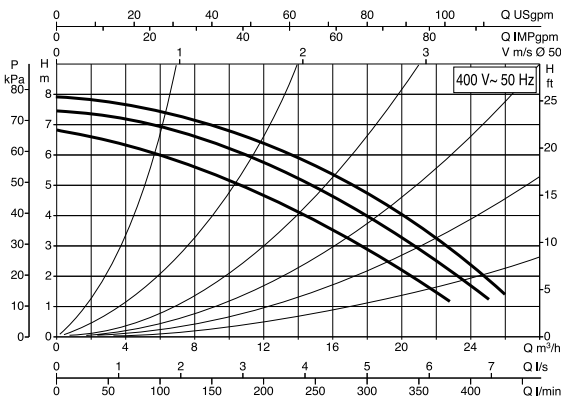
### BPH 60/280.50 M



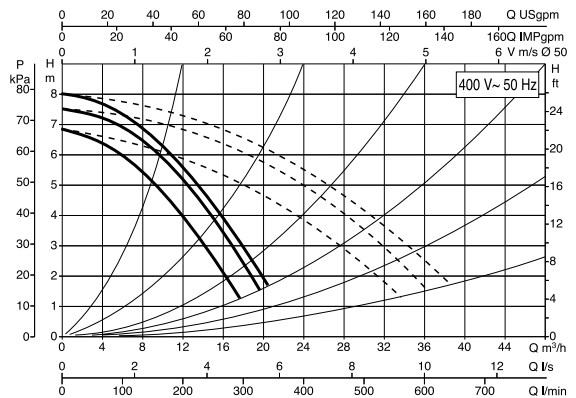
### DPH 60/280.50 M



### BPH 60/280.50 T



### DPH 60/280.50 T

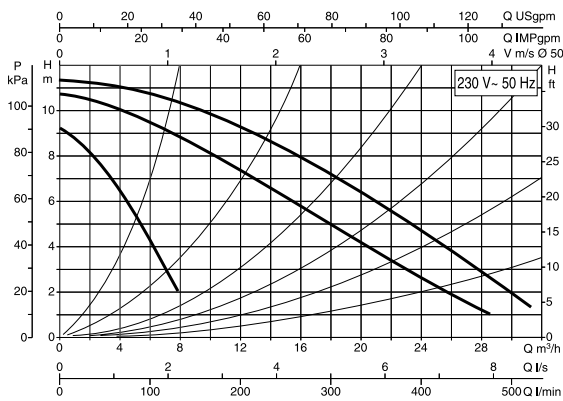


I dati idraulici si riferiscono ad un solo motore in funzione.

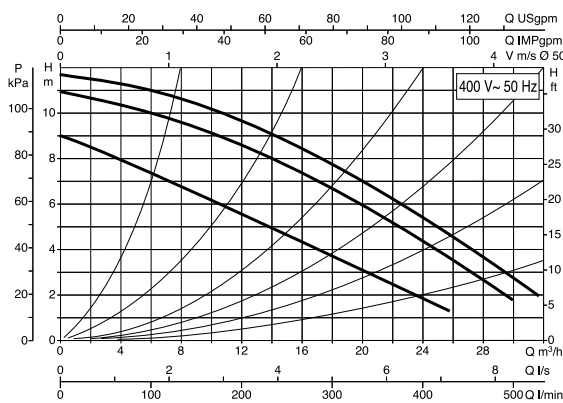
# BMH / BPH / DMH / DPH

## CIRCOLATORI A ROTORE BAGNATO

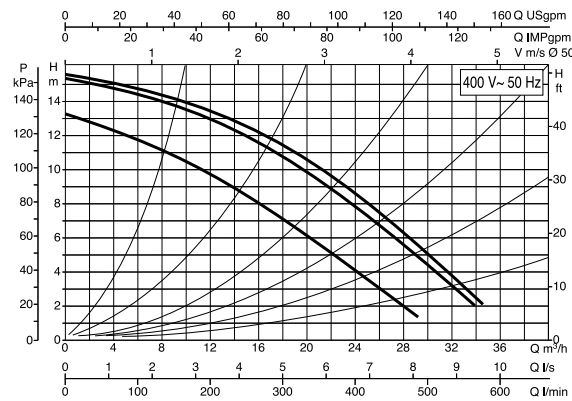
### BPH 120/280.50 M



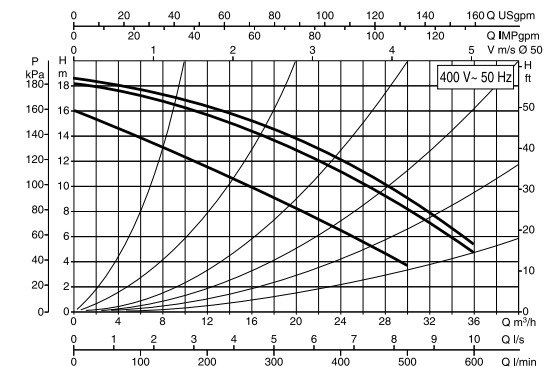
### BPH 120/280.50 T



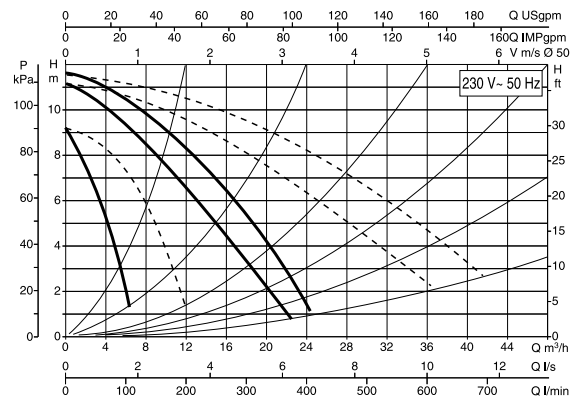
### BPH 150/280.50 T



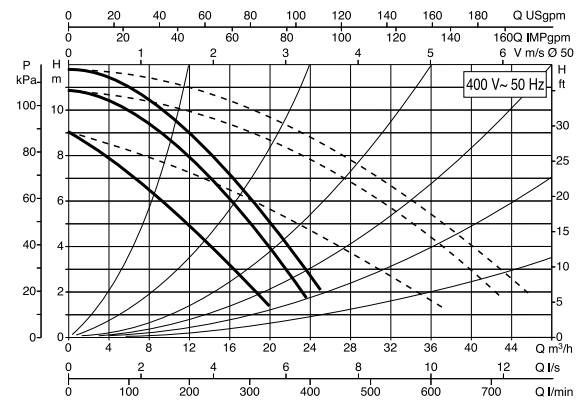
### BPH 180/280.50 T



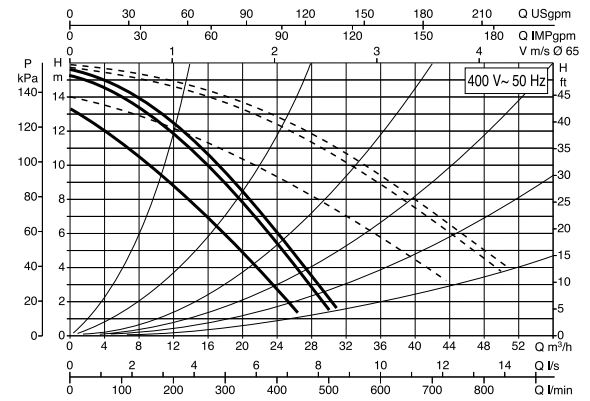
### DPH 120/280.50 M



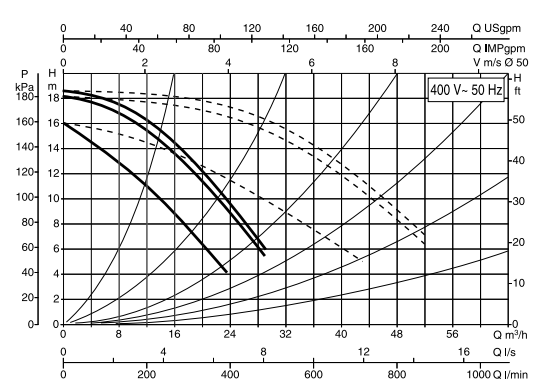
### DPH 120/280.50 T



### DPH 150/280.50 T



### DPH 180/280.50 T



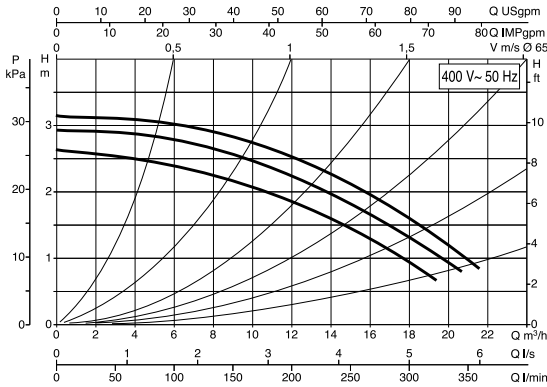
I dati idraulici si riferiscono ad un solo motore in funzione.

# BMH / BPH / DMH / DPH

## CIRCOLATORI A ROTORE BAGNATO

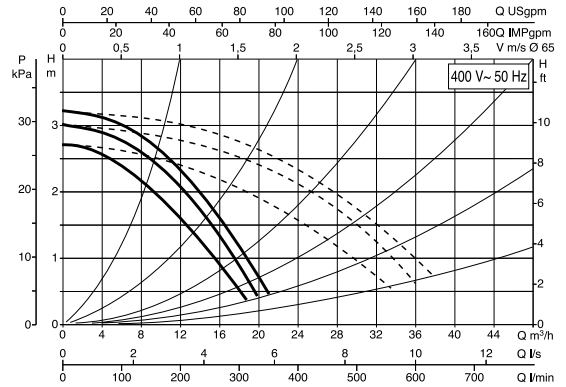
CIRCOLATORI E POMPE IN LINEA

### BMH 30/340.65 T

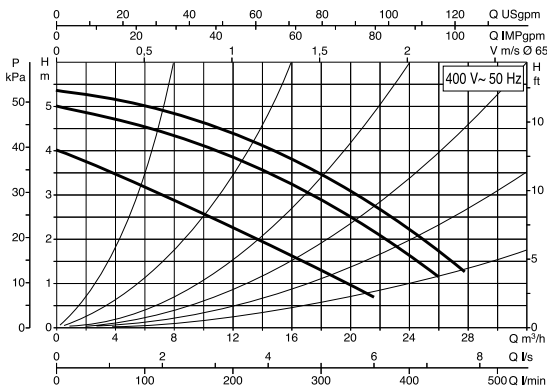


### DMH 30/340.65 T

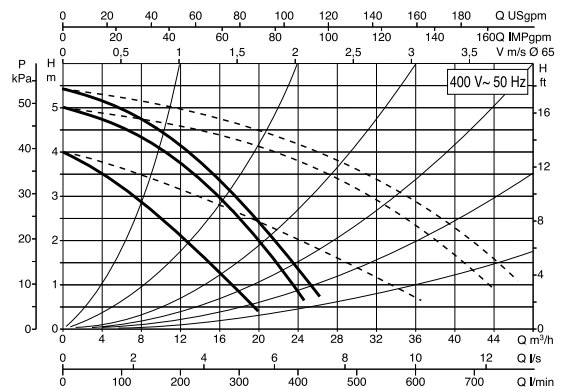
380 V ~ - 400 V ~



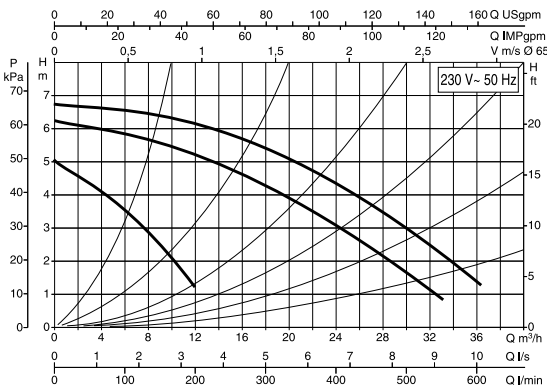
### BMH 60/340.65 T



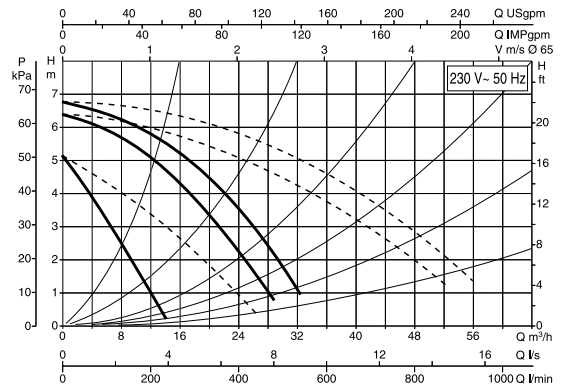
### DMH 60/340.65 T



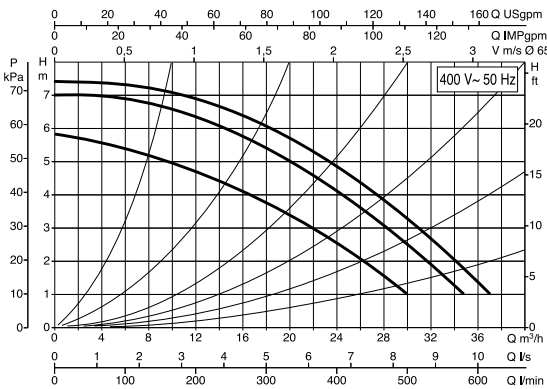
### BPH 60/340.65 M



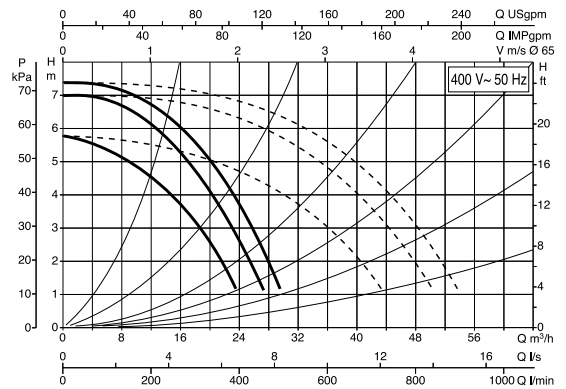
### DPH 60/340.65 M



### BPH 60/340.65 T



### DPH 60/340.65 T



I dati idraulici si riferiscono ad un solo motore in funzione.

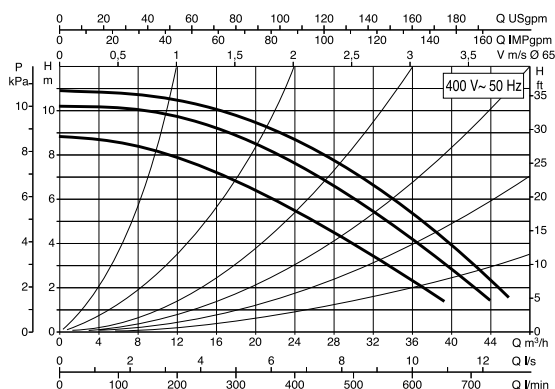


# BMH / BPH / DMH / DPH

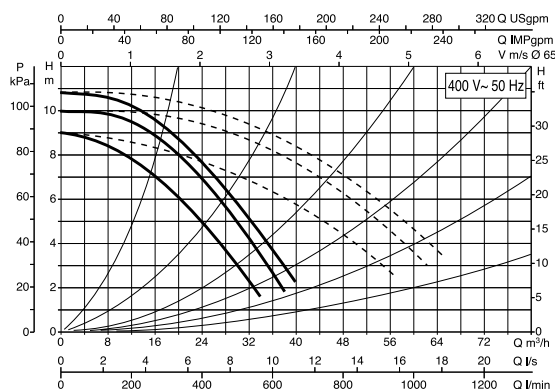
## CIRCOLATORI A ROTORE BAGNATO

380 V ~ - 400 V ~

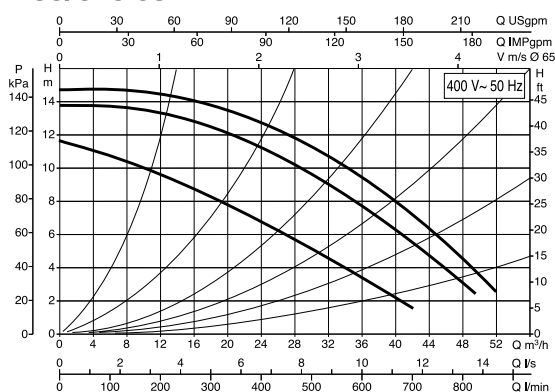
### BPH 120/340.65 T



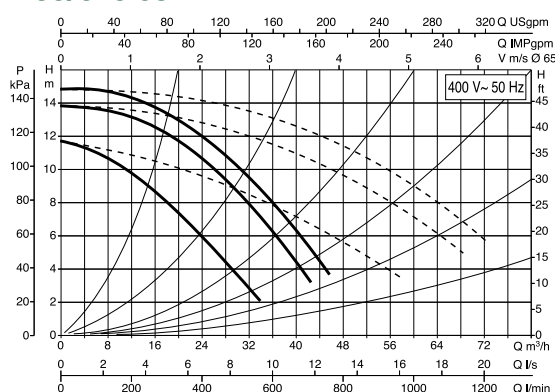
### DPH 120/340.65 T



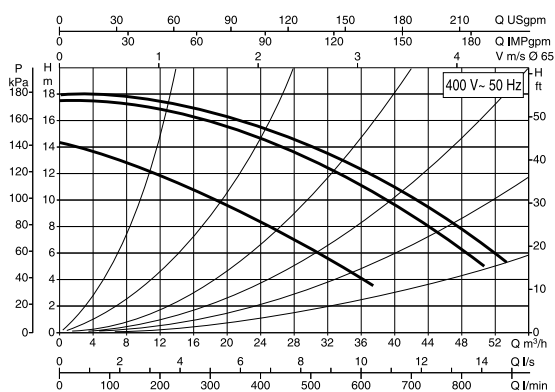
### BPH 150/340.65 T



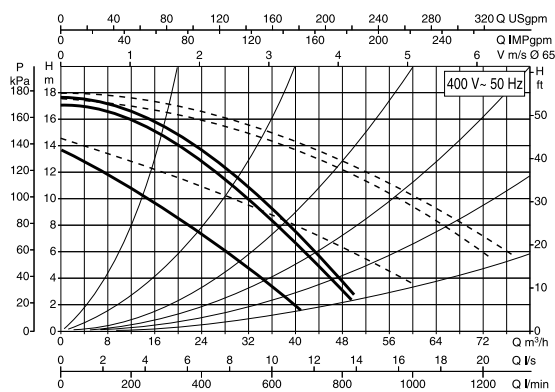
### DPH 150/340.65 T



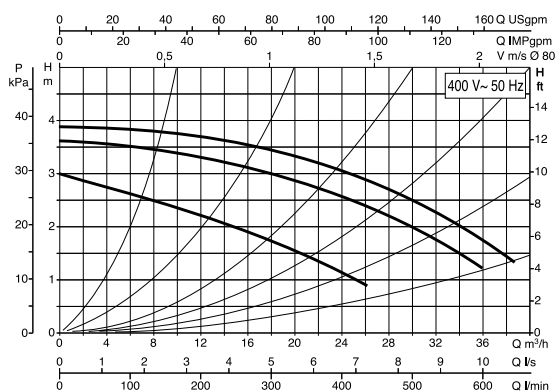
### BPH 180/340.65 T



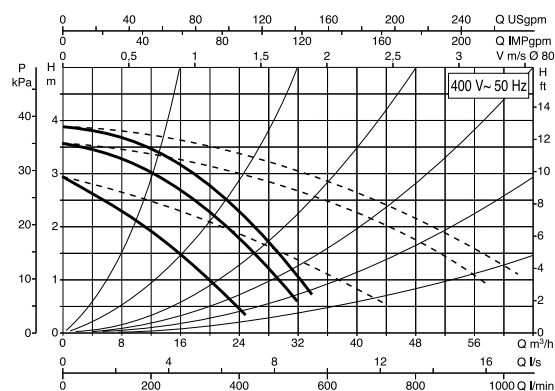
### DPH 180/340.65 T



### BMH 30/360.80 T



### DMH 30/360.80 T

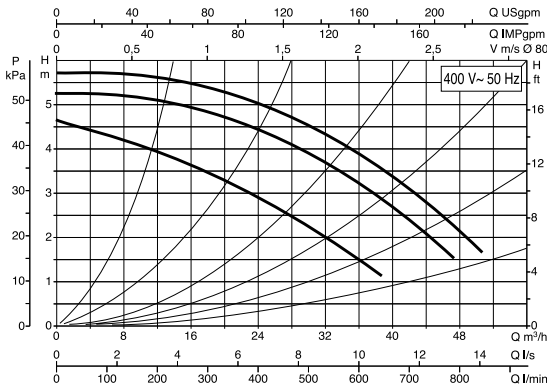


I dati idraulici si riferiscono ad un solo motore in funzione.

# BMH / BPH / DMH / DPH

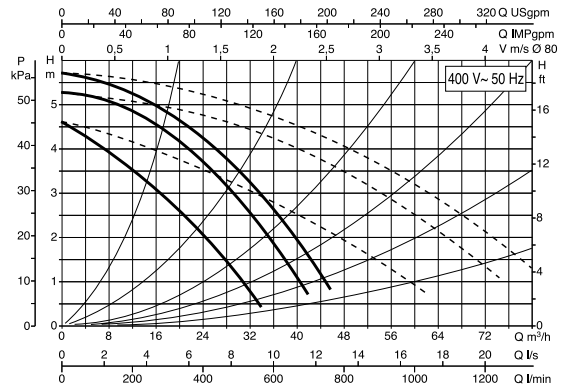
## CIRCOLATORI A ROTORE BAGNATO

### BMH 60/360.80 T

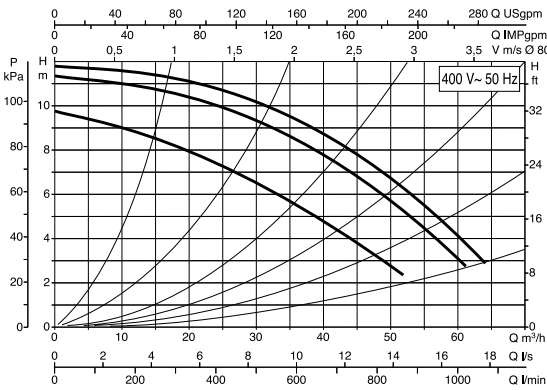


### DMH 60/360.80 T

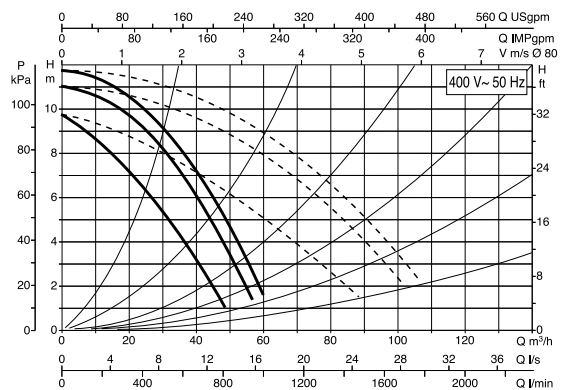
380 V ~ - 400 V ~



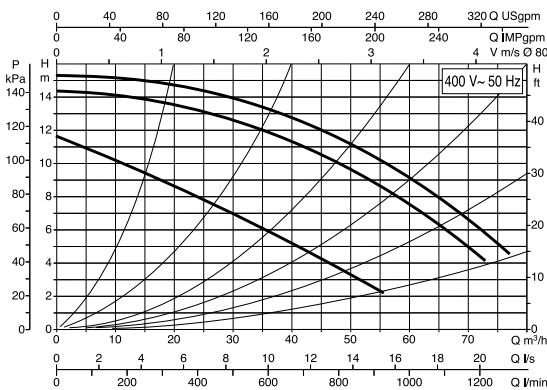
### BPH 120/360.80 T



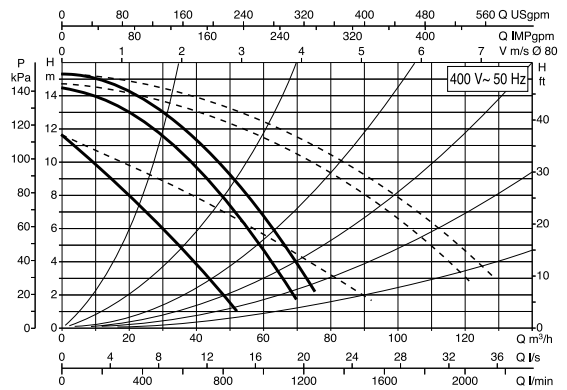
### DPH 120/360.80 T



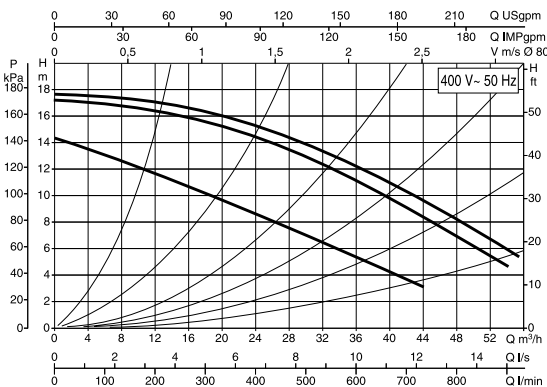
### BPH 150/360.80 T



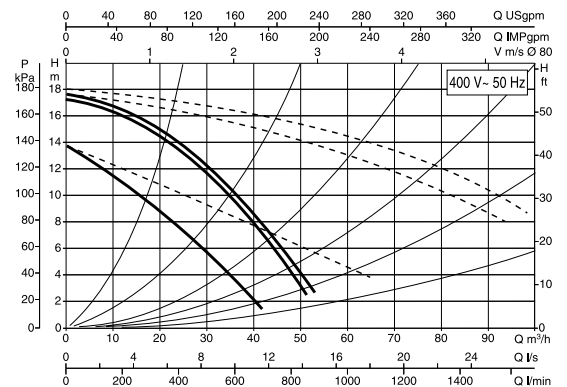
### DPH 150/360.80



### BPH 180/360.80 T



### DPH 180/360.80 T



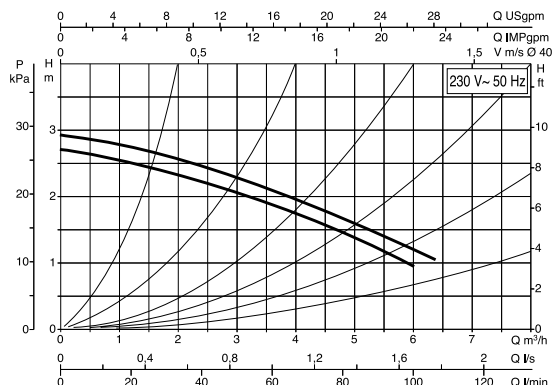
I dati idraulici si riferiscono ad un solo motore in funzione.

# BMH / BPH / DMH / DPH

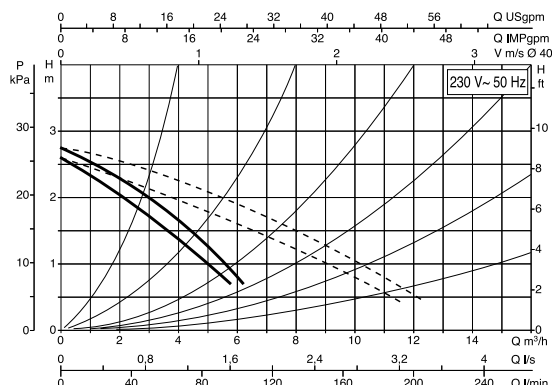
## CIRCOLATORI A ROTORE BAGNATO

220 V ~ - 230 V ~

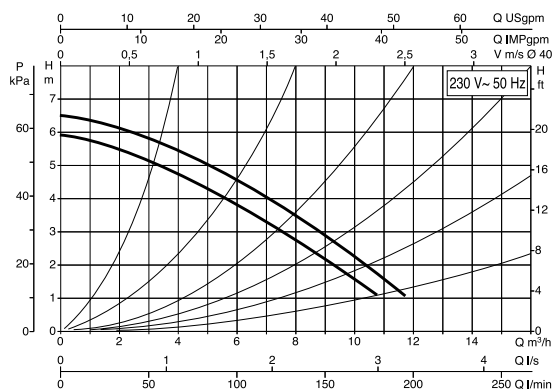
### BMH 30/250.40 T



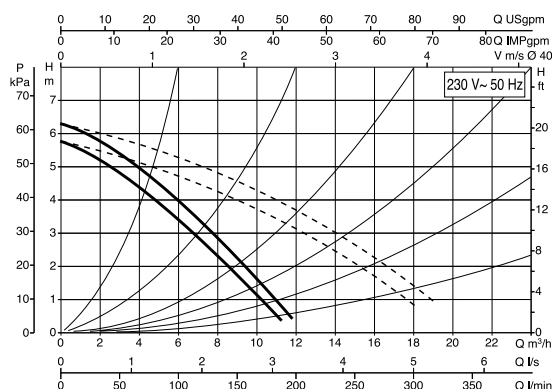
### DMH 30/250.40 T



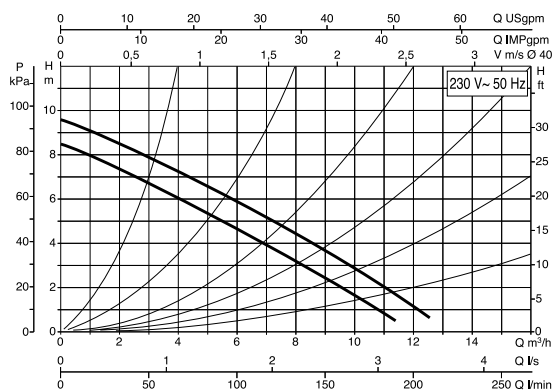
### BPH 60/250.40 T



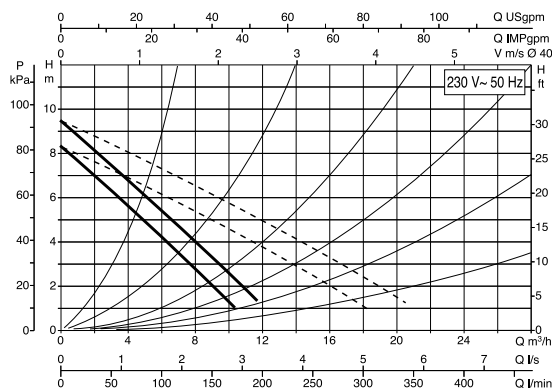
### DPH 60/250.40 T



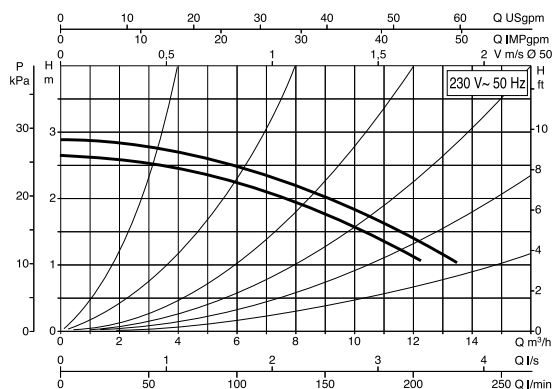
### BPH 120/250.40 T



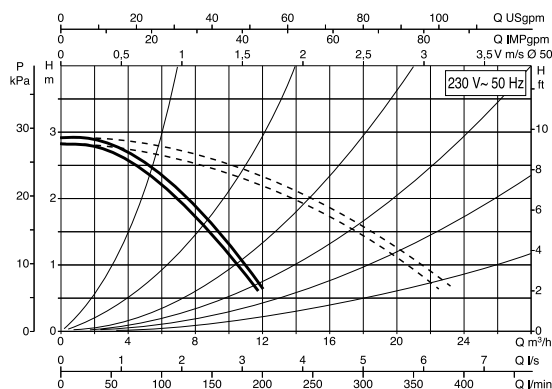
### DPH 120/250.40 T



### BMH 30/280.50 T



### DMH 30/280.50 T

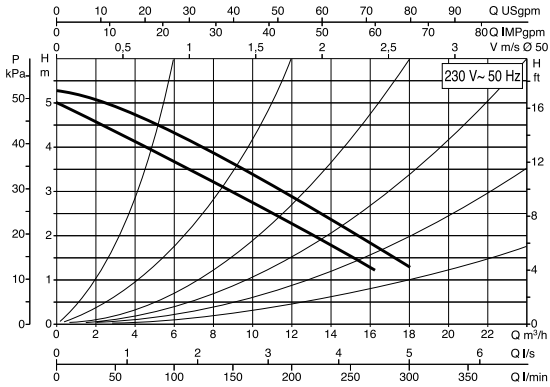


I dati idraulici si riferiscono ad un solo motore in funzione.

# BMH / BPH / DMH / DPH

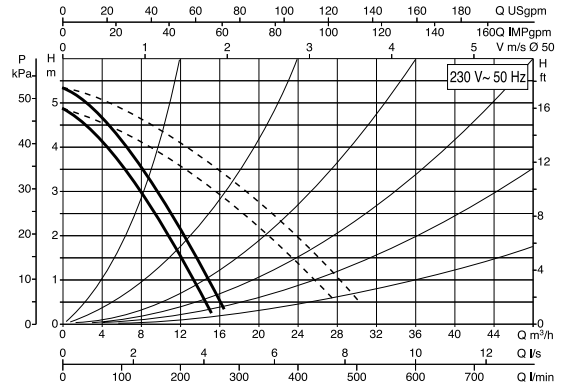
## CIRCOLATORI A ROTORE BAGNATO

### BMH 60/280.50 T

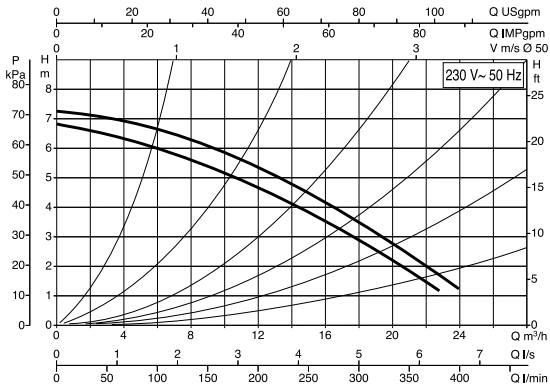


### DMH 60/280.50 T

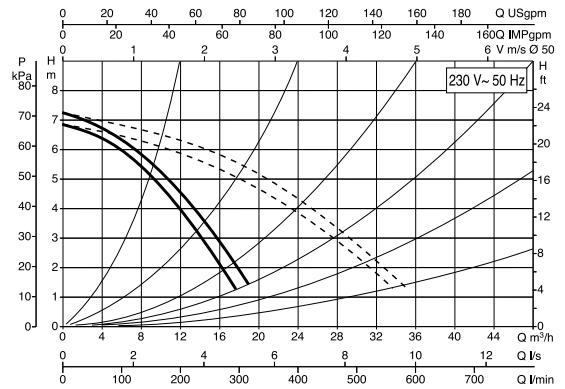
220 V ~ - 230 V ~



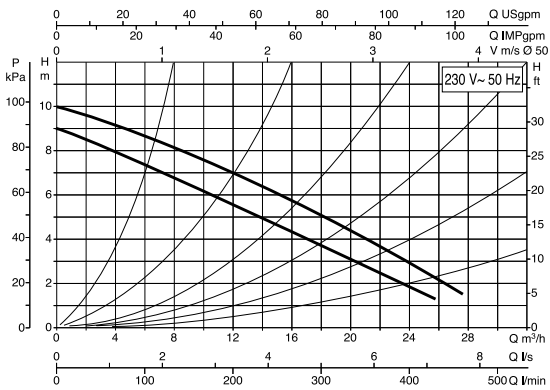
### BPH 60/280.50 T



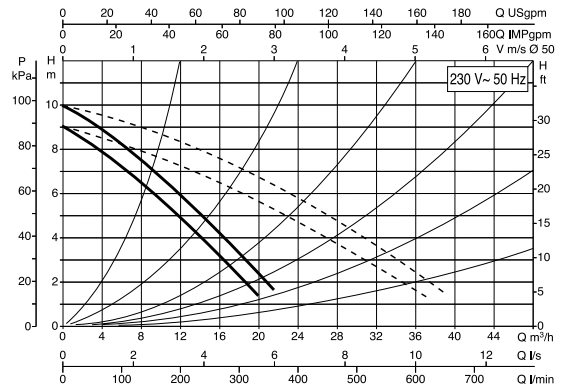
### DPH 60/280.50 T



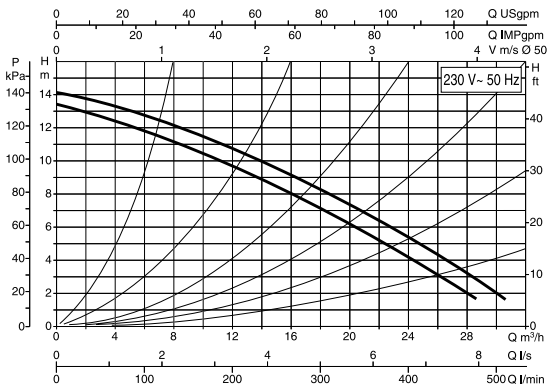
### BPH 120/280.50 T



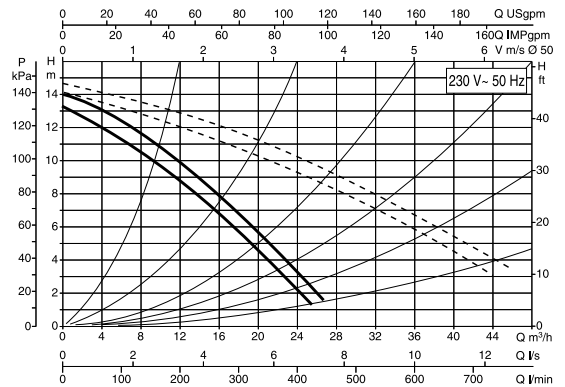
### DPH 120/280.50 T



### BPH 150/280.50 T



### DPH 150/280.50 T

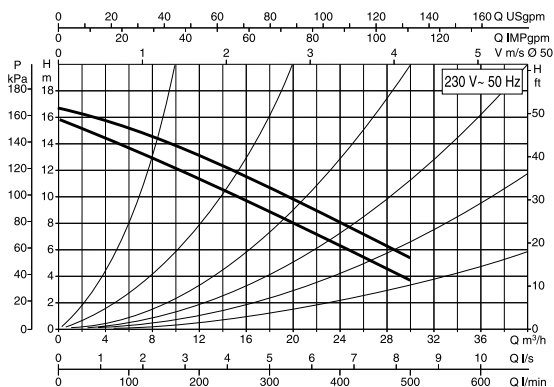


I dati idraulici si riferiscono ad un solo motore in funzione.

# BMH / BPH / DMH / DPH

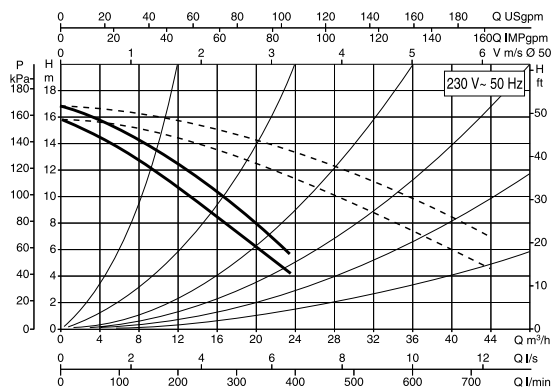
## CIRCOLATORI A ROTORE BAGNATO

### BMH 180/280.50 T

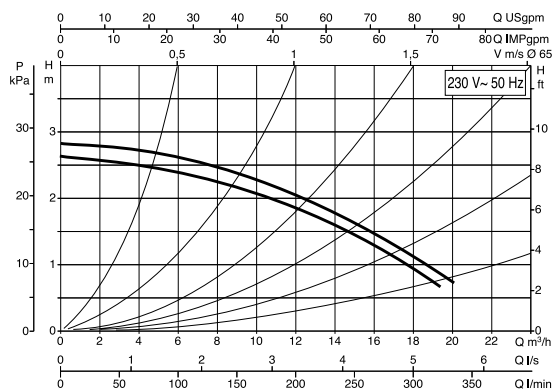


### DMH 180/280.50 T

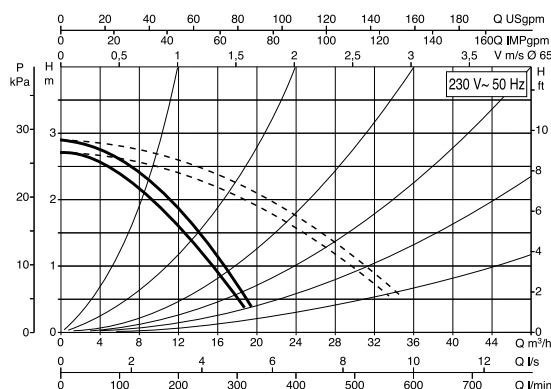
220 V~ - 230 V~



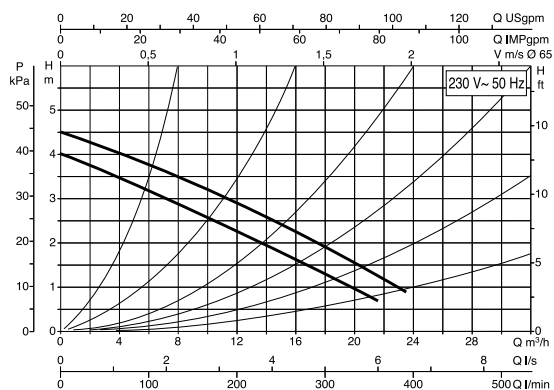
### BMH 30/340.65 T



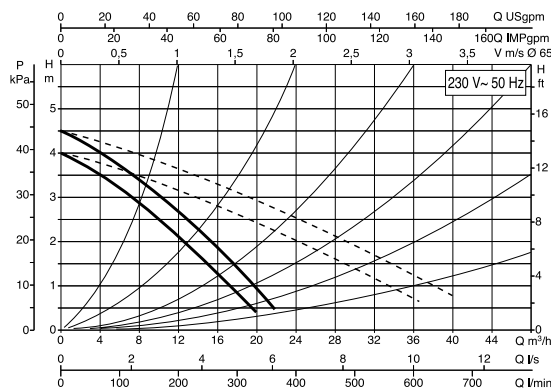
### DMH 30/340.65 T



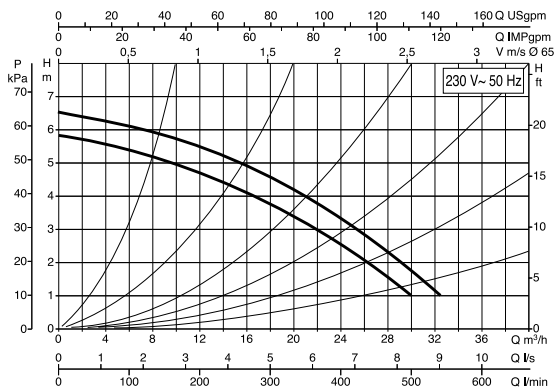
### BMH 60/340.65 T



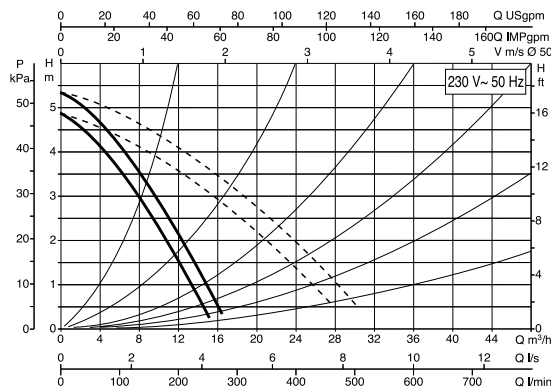
### DMH 60/340.65 T



### BPH 60/340.65 T



### DPH 60/340.65 T



I dati idraulici si riferiscono ad un solo motore in funzione.

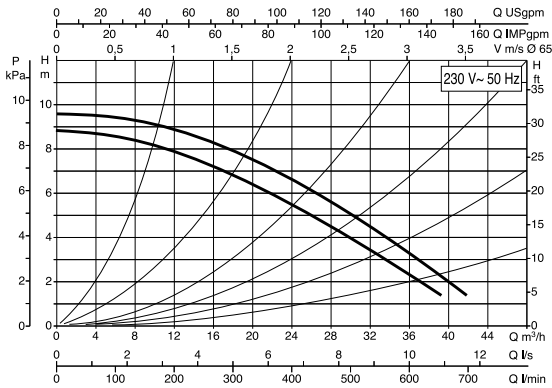
DAB PUMPS si riserva il diritto di apportare modifiche senza obbligo di preavviso

# BMH / BPH / DMH / DPH

## CIRCOLATORI A ROTORE BAGNATO

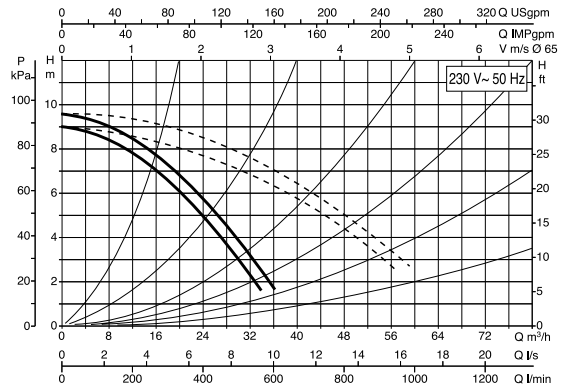
CIRCOLATORI E POMPE IN LINEA

### BPH 120/340.65 T

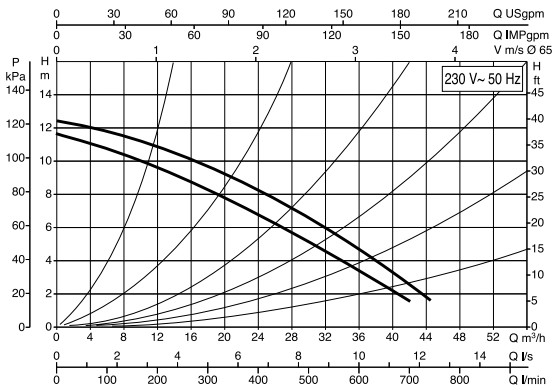


### DPH 120/340.65 T

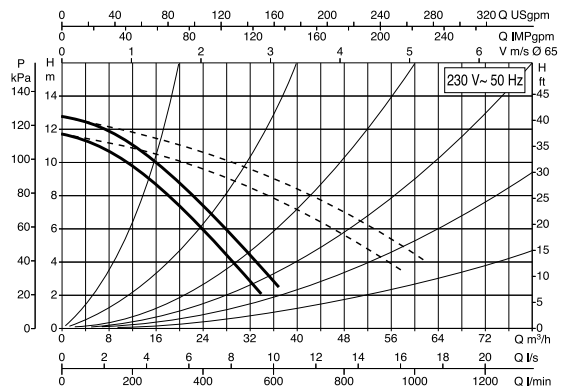
220 V~ - 230 V~



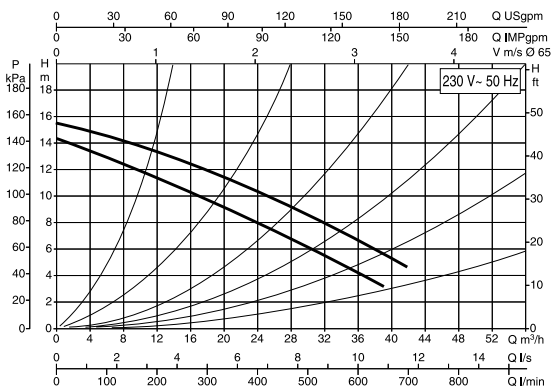
### BPH 150/340.65 T



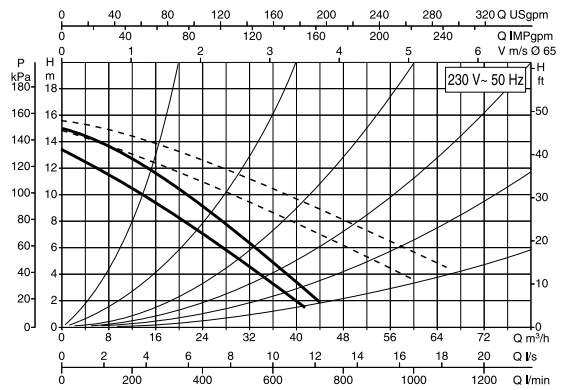
### DPH 150/340.65 T



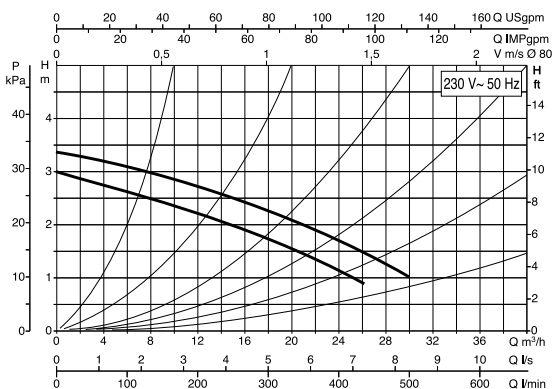
### BPH 180/340.65 T



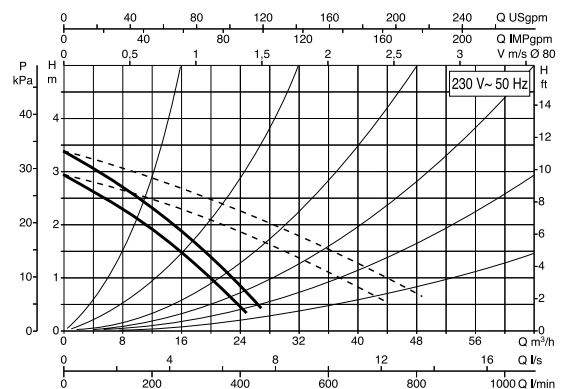
### DPH 180/340.65 T



### BMH 30/360.80 T



### DMH 30/360.80 T



I dati idraulici si riferiscono ad un solo motore in funzione.

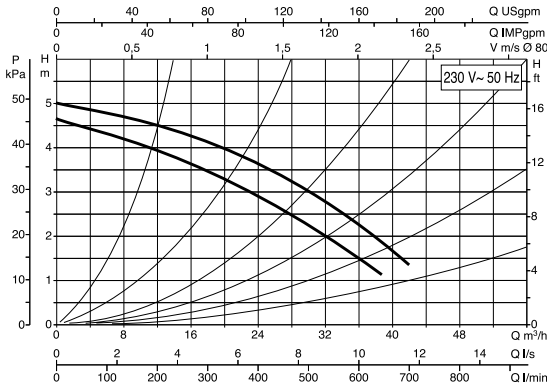
DAB PUMPS si riserva il diritto di apportare modifiche senza obbligo di preavviso



# BMH / BPH / DMH / DPH

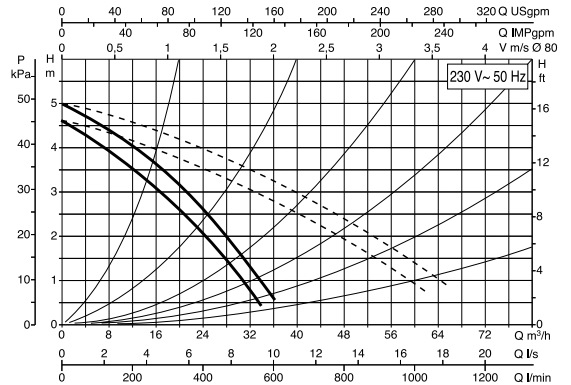
## CIRCOLATORI A ROTORE BAGNATO

### BMH 60/360.80

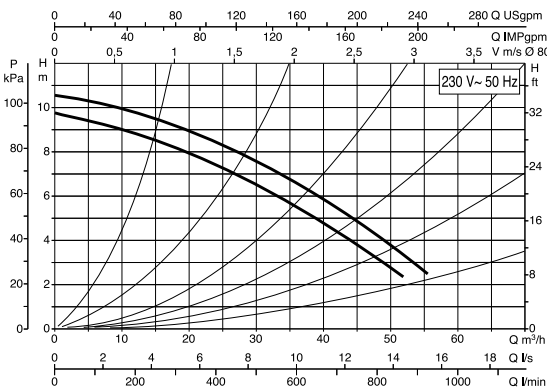


### DMH 60/360.80

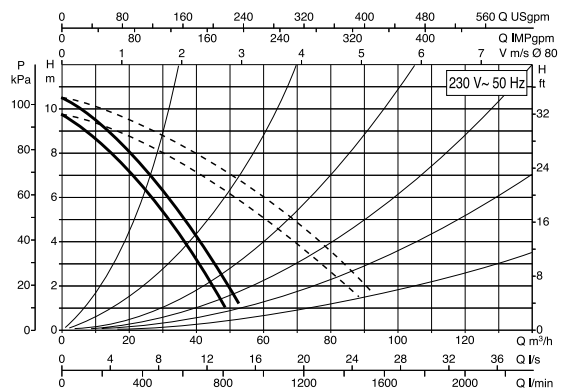
220 V ~ - 230 V ~



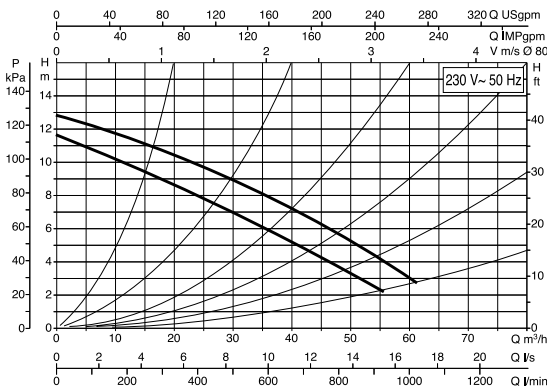
### BPH 120/360.80 T



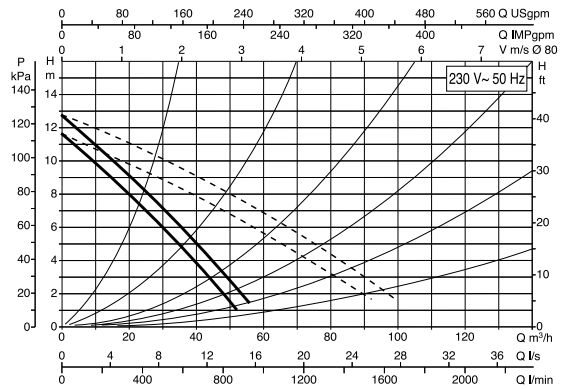
### DPH 120/360.80 T



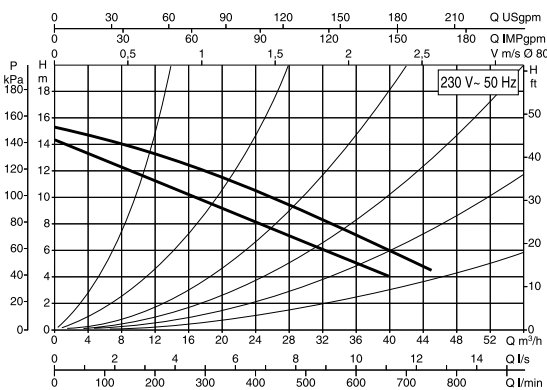
### BPH 150/360.80 T



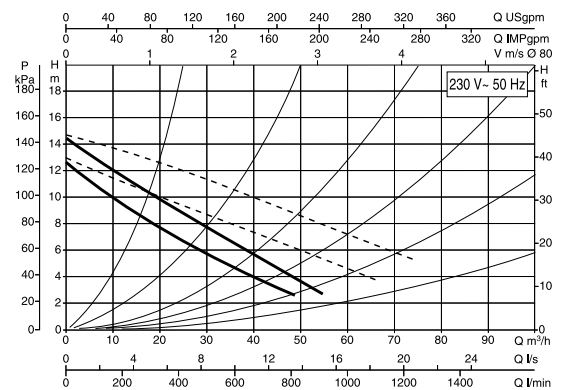
### DPH 150/360.80 T



### BPH 180/360.80 T



### DPH 180/360.80 T



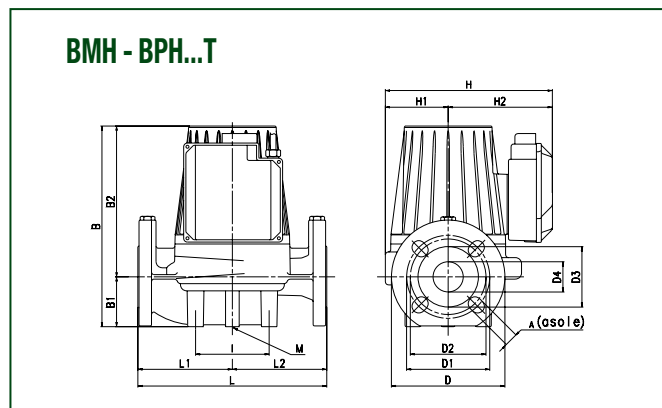
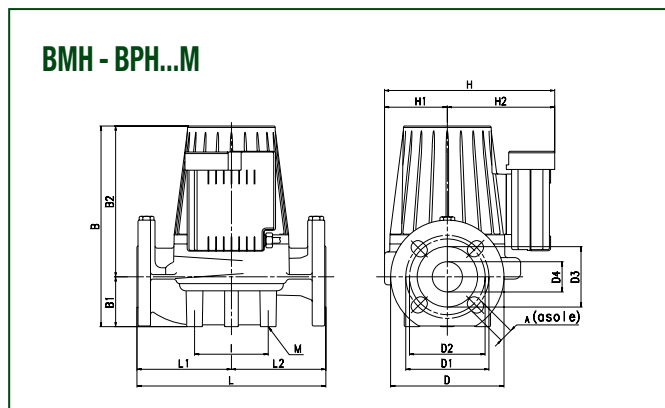
I dati idraulici si riferiscono ad un solo motore in funzione.

DAB PUMPS si riserva il diritto di apportare modifiche senza obbligo di preavviso

# BMH / BPH / DMH / DPH

## CIRCOLATORI A ROTORE BAGNATO

### DIMENSIONI E PESI - SINGOLI FLANGIATI



MODELLO	L	L1	L2	A	B	B1	B2	D	D1	D2	D3	D4	I	M	H	H1	H2	PESO Kg	Q.TÀ X PALLET
BMH 30/250.40 T	250	125	125	18	266	66	200	150	110	100	80	40	100	M10	221	83	138	17,5	24
BPH 60/250.40 M	250	125	125	18	266	66	200	150	110	100	80	40	100	M10	221	83	138	17,5	24
BPH 60/250.40 T	250	125	125	18	266	66	200	150	110	100	80	40	100	M10	221	83	138	17,5	24
BPH 120/250.40 M	250	125	125	18	266	66	200	150	110	100	80	40	100	M10	221	83	138	17,5	24
BPH 120/250.40 T	250	125	125	18	266	66	200	150	110	100	80	40	100	M10	221	83	138	17,5	24
BMH 30/280.50T	280	140	140	18	312	73	239	165	125	110	90	50	100	M10	254	96	158	24	24
BMH 60/280.50T	280	140	140	18	312	73	239	165	125	110	90	50	100	M10	254	96	158	24	24
BPH 60/280.50 M	280	140	140	18	312	73	239	165	125	110	90	50	100	M10	254	156	158	24	24
BPH 60/280.50 T	280	140	140	18	312	73	239	165	125	110	90	50	100	M10	254	156	158	24	24
BPH 120/280.50 M	280	140	140	18	312	73	239	165	125	110	90	50	100	M10	254	96	158	24	24
BPH 120/280.50 T	280	140	140	18	312	73	239	165	125	110	90	50	100	M10	254	96	158	26	24
BPH 150/280.50 T	280	140	140	18	362	73	289	165	125	110	90	50	100	M10	254	96	158	26	24
BPH 180/280.50 T	280	140	140	18	362	73	289	165	125	110	90	50	100	M10	254	96	158	26	24
BMH 30/340.65 T	340	170	170	18	334	82	252	185	145	130	110	65	100	M12	259	100	159	27,5	12
BMH 60/340.65 T	340	170	170	18	334	82	252	185	145	130	110	65	100	M12	259	100	159	27,5	12
BPH 60/340.65 M	340	170	170	18	334	82	252	185	145	130	110	65	100	M12	259	100	159	27,5	12
BPH 60/340.65 T	340	170	170	18	334	82	252	185	145	130	110	65	100	M12	259	100	159	30,5	12
BPH 120/340.65 T	340	170	170	18	384	82	302	185	145	130	110	65	100	M12	259	100	159	32,5	12
BPH 150/340.65 T	340	170	170	18	384	82	302	185	145	130	110	65	100	M12	259	100	159	32,5	12
BPH 180/340.65 T	340	170	170	18	384	82	302	185	145	130	110	65	100	M12	259	100	159	32,5	12
BMH 30/360.80 T	360	170	190	18	354	97	254	200	160	150	130	80	115	M12	297	100	159	31	12
BMH 60/360.80 T	360	170	190	18	404	97	307	200	160	150	130	80	115	M12	259	100	159	40	12
BPH 120/360.80 T	360	170	190	18	404	97	307	200	160	150	130	80	115	M12	259	100	159	40	12
BPH 150/360.80 T	360	170	190	18	404	97	307	200	160	150	130	80	115	M12	259	100	159	40	12
BPH 180/360.80 T	360	170	190	18	404	97	307	200	160	150	130	80	115	M12	259	100	159	40	12

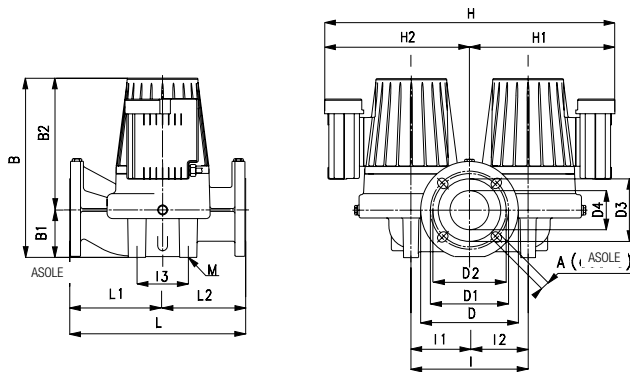


# BMH / BPH / DMH / DPH

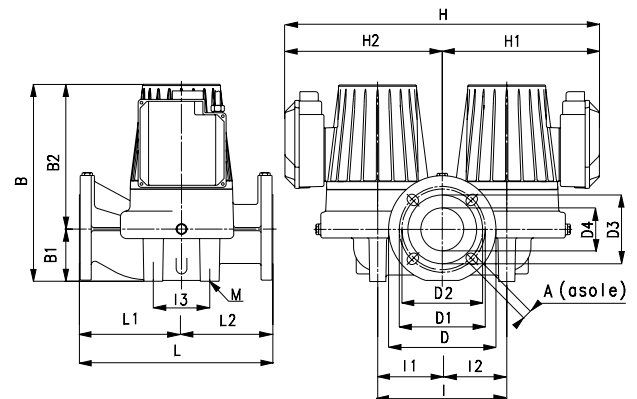
## CIRCOLATORI A ROTORE BAGNATO

### DIMENSIONI E PESI - GEMELLARI FLANGIATI

DMH - DPH...M



DMH - DPH...T



MODELLO	L	L1	L2	A	B	B1	B2	D	D1	D2	D3	D4	I	I1	I2	I3	M	H	H1	H2	PESO Kg	Q.TÁ X PALLET
DMH 30/250.40 T	250	105	145	18	271	66	205	150	110	100	80	40	200	100	100	100	M12	476	238	238	32	12
DPH 60/250.40 M	250	105	145	18	271	66	205	150	110	100	80	40	200	100	100	100	M12	476	238	238	32	12
DPH 60/250.40 T	250	105	145	18	271	66	205	150	110	100	80	40	200	100	100	100	M12	476	238	238	32	12
DPH 120/250.40 M	250	105	145	18	271	66	205	150	110	100	80	40	200	100	100	100	M12	476	238	238	32	12
DPH 120/250.40 T	250	105	145	18	271	66	205	150	110	100	80	40	200	100	100	100	M12	476	238	238	32	12
DMH 30/280.50 T	280	130	150	18	305	73	232	165	125	110	90	50	240	120	120	120	M14	552	276	276	51,5	8
DMH 60/280.50 T	280	130	150	18	305	73	235	165	125	110	90	50	240	120	120	120	M14	556	278	278	44,5	8
DPH 60/280.50 M	280	130	150	18	308	73	235	165	125	110	90	50	240	120	120	120	M14	554	278	278	44,5	8
DPH 60/280.50 T	280	130	150	18	308	73	235	165	125	110	90	50	240	120	120	120	M14	554	278	278	44,5	8
DPH 120/280.50 M	280	130	150	18	308	73	235	165	125	110	90	50	240	120	120	120	M14	556	278	278	44,5	8
DPH 120/280.50 T	280	130	150	18	308	73	235	165	125	110	90	50	240	120	120	120	M14	556	278	278	49	8
DPH 150/280.50 T	280	130	150	18	358	73	285	165	125	110	90	50	240	120	120	120	M14	556	278	278	49	8
DPH 180/280.50 T	280	130	150	18	358	73	285	165	125	110	90	50	240	120	120	120	M14	556	278	278	49	6
DMH 30/340.65 T	340	138,5	201,5	18	328	82	246	185	145	130	110	65	240	120	120	140	M14	476	238	238	57	8
DMH 60/340.65 T	340	138,5	201,5	18	331	82	249	185	145	130	110	65	240	120	120	140	M14	476	238	238	50	8
DPH 60/340.65 M	340	138,5	201,5	18	331	82	249	185	145	130	110	65	240	120	120	140	M14	476	238	238	50	8
DPH 60/340.65 T	340	138,5	201,5	18	331	82	249	185	145	130	110	65	240	120	120	140	M14	476	238	238	54,5	8
DPH 120/340.65 T	340	138,5	201,5	18	381	82	299	185	145	130	110	65	240	120	120	140	M14	476	238	238	59	8
DPH 150/340.65 T	340	138,5	201,5	18	381	82	299	185	145	130	110	65	240	120	120	140	M14	476	238	238	59	8
DPH 180/340.65 T	340	138,5	201,5	18	381	82	299	185	145	130	110	65	240	120	120	130	M14	476	238	238	59	8
DMH 30/360.80 T	360	160	200	18	345	97	248	200	160	150	130	80	240	120	120	150	M14	480	240	240	54,5	8
DMH 60/360.80 T	360	160	200	18	390	97	298	200	160	150	130	80	240	120	120	150	M14	480	240	240	72	8
DPH 120/360.80 T	360	160	200	18	390	97	298	200	160	150	130	80	240	120	120	150	M14	480	240	240	72	8
DPH 150/360.80 T	360	160	200	18	390	97	298	200	160	150	130	80	240	120	120	150	M14	480	240	240	72	8
DPH 180/360.80 T	360	160	200	18	390	97	298	200	160	150	130	80	240	120	120	150	M14	480	240	240	72	8

# BMH / BPH / DMH / DPH

CIRCOLATORI A ROTORE BAGNATO

## POSIZIONE DELLA MORSETTIERA - BMH - BPH - DMH - DPH

SINGOLO	
DN 40-50-65-80	DN 65-80
GEMELLARE	
DN 65-80	DN 40-50-65-80

\* Per installazioni in impianti di condizionamento utilizzare il circolatore esclusivamente nelle posizioni della morsetteria contrassegnate con l'asterisco.